



# Caledonian

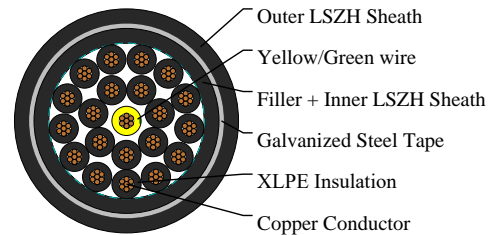

Railway Cables

www.caledonian-cables.com

marketing@caledonian-cables.com

## K25 Track Feeder Cables to NF F 55-625

RF/K25-RZ1F3Z1-U(AS)-0.6/1KV-21G1.5S



### APPLICATIONS

The cables are designed for fixed power or lighting installations in rail transport.

### STANDARDS

NF F 55-625

RATP K20

### CABLE CONSTRUCTION

Conductors: Stranded bare copper conductor, 1.5mm<sup>2</sup> to IEC 60228 class 2.

Insulation: XLPE.

Filler & Inner Covering: LSZH.

Armour: Galvanized steel tapes.

Outer sheath: LSZH, antitermite, coloured black.

### COLOUR CODE

Colours coding: Black, Light blue, Brown, Green/Yellow, Black

Printed numbers up to 7 cores with Green/Yellow core

### PHYSICAL AND THERMAL PROPERTIES

Minimum Bending Radius: 10 x OD

Operating Temperatures: -20°C to +60°C (during operation); -10°C to +60°C (during installation)

### Electrical Properties

Electrical Characteristics at 20°C:

Maximum DC Conductor Resistance: 12.2Ω/km

Minimum Insulation resistance @500VDC: 1500 MΩ.km

Voltage Rating: 0.6/1 ( 0.45/0.75 optional ) KV

### DIMENSION AND PARAMETERS

No. of Cores × Cross-sectional Area	No./Nominal Diameter of Strands	Overall Diameter (min.)	Overall Diameter (max.)	Approx. Weight
----------------------------------------	------------------------------------	----------------------------	----------------------------	----------------



# Caledonian

## Railway Cables

[www.caledonian-cables.com](http://www.caledonian-cables.com)

[marketing@caledonian-cables.com](mailto:marketing@caledonian-cables.com)

No. x mm <sup>2</sup>	no./mm	mm	mm	kg/km
21 x 1.5	7/0.53	22	24	830



Fire Retardant  
NF C32-070-2.2(C1)  
IEC 60332-3-24/EN 50266-3.4



Flame Retardant  
NF C32-070-2.1(C2)  
IEC 60332-1-2/EN 50265-2-1




Low Corrosivity  
IEC 60754-2/EN 50267-2-2/3  
NF C32-074/NF C20-453



Low Smoke Emission  
IEC 61034-2 / EN 50268-2  
NF C32-073/NF C 20-902



Low Toxicity



Zero Halogen  
IEC 60754-1/EN 50267-2-1  
NF C20-454